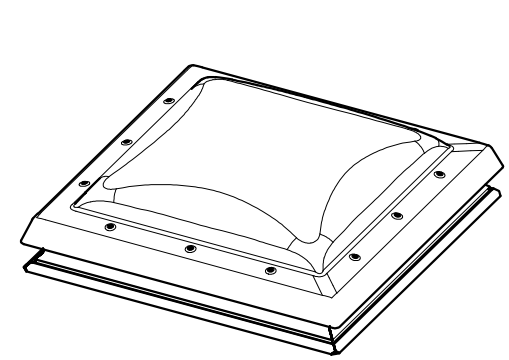



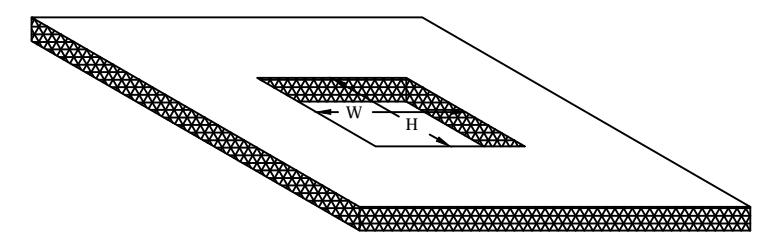
Sheer plan perpendicular to roof



CFP (Fixed window)




CVP (Ventilated window)




Roof opening = (W) x (H)
600 x 600
800 x 800
600 x 900
900 x 900
1000 x 1000
1200 x 1200

VELUX Products:




CVP
0°-15°



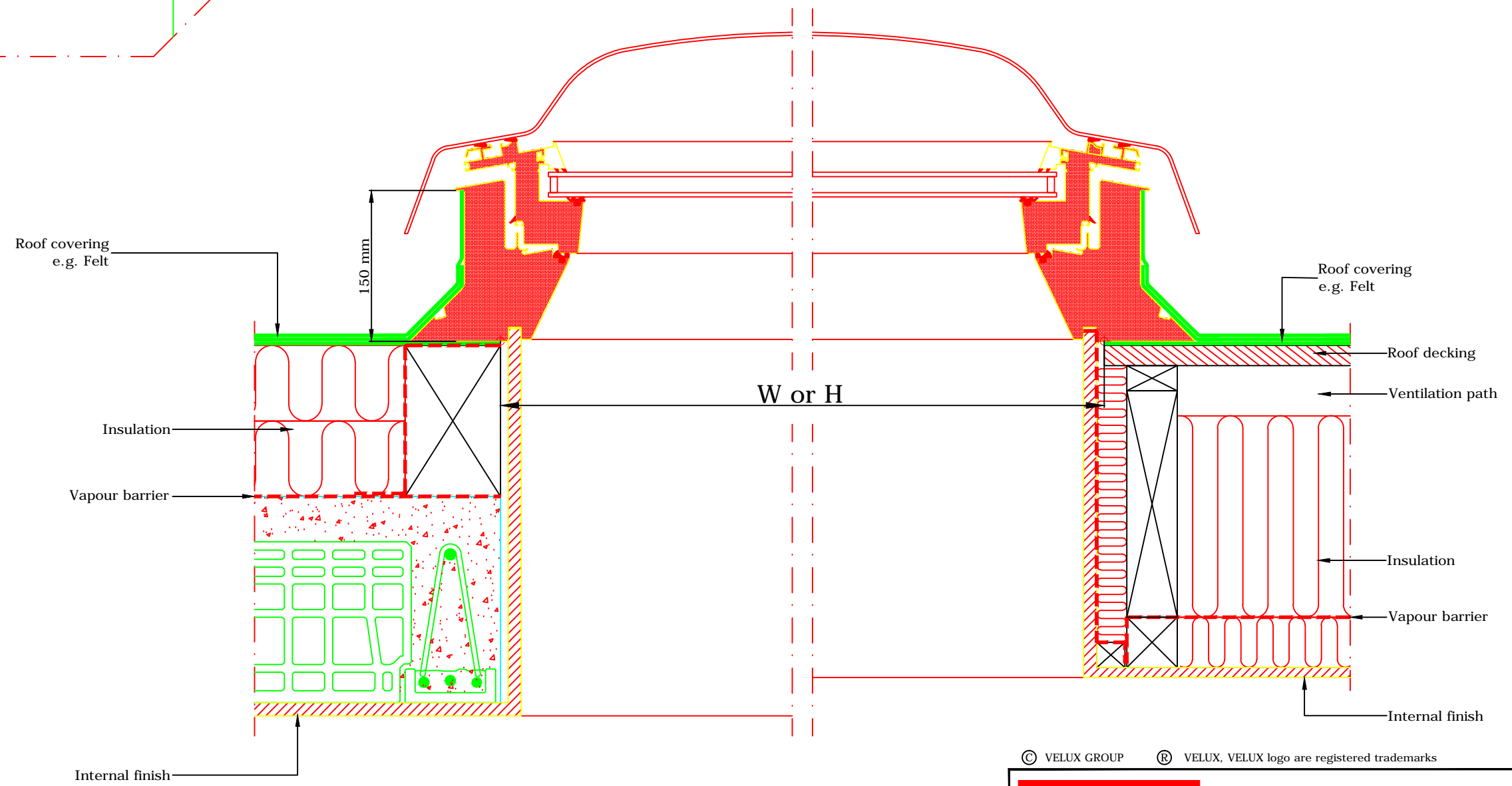
CFP
0°-15°

Roof covering:



FELT

Section A-A



Note:
When installing VELUX Roof Windows, flashings and installation products, the manufacturers instructions and current building and fire regulations, where applicable, must be met .

© VELUX GROUP ® VELUX, VELUX logo are registered trademarks

VELUX		VELUX A/S		
VELUX Roof Window CVP and CFP installed in felt		Date 15.01.10	File name CVP-VAS-401-0110	Drawing no. -
Roof construction: concrete and rafters		All measurement in mm		-
		SCo		